








architectural applications



accurate
PERFORATING

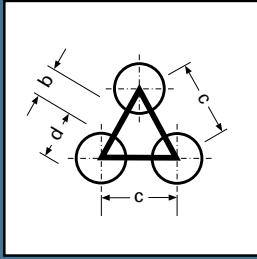


Accurate Perforating is a leader in providing perforated materials to OEM manufacturers and the architectural design industry. As the use of perforated materials broadens in building construction,

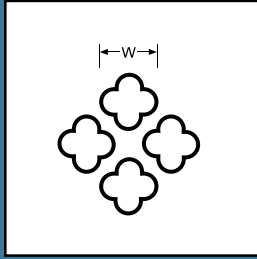
architects across the country

collaborate with Accurate daily for fresh ideas and leading-edge technology. Our partnerships with designers have introduced the use of new materials and fabrication methods in industrial, commercial and residential buildings.

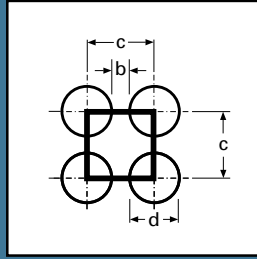




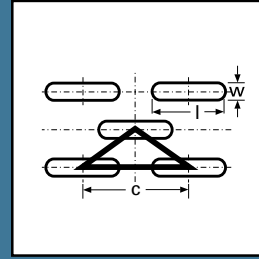
round holes staggered



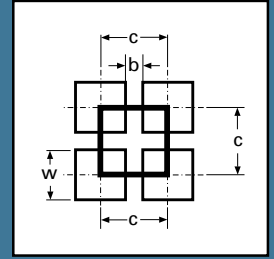
ornamental holes



round holes straight



slot holes




square holes

Buildings all over the world benefit from the shade provided by perforated sunscreens. In addition, where unsightly parking garages, HVAC units, trash dumpsters, roadways and more are in view, perforated metal is the right choice given the variety of materials available and its durability from the weather, graffiti, and general wear and tear.


sunscreens



For more information, or to request samples, please visit www.accurateperforating.com or call us at 1.800.621.0273.



○
staircases





From lightweight decorative elements and balcony railings to load-bearing structural components, we are prepared to work within your design aesthetic and engineering requirements.

decorative elements



For more information, or to request samples, please visit www.accurateperforating.com or call us at 1.800.621.0273.




facades






Perforated metal is formed and installed in many places to aid in noise abatement. Airport ceilings, swimming pools, gyms, concert halls, even subways benefit from our collaboration with acoustical designers.

Signage



For more information, or to request samples, please visit www.accurateperforating.com or call us at 1.800.621.0273.




shelving






Our materials are used in a wide range of interior applications for residential and commercial use, including railings, privacy screens, sunscreens, seating and lighting enclosures. Perforated elements provide the perfect balance between strength and lightness.

ceilings



For more information, or to request samples, please visit www.accurateperforating.com or call us at 1.800.621.0273.



We work with AutoCAD or PDF files via email to provide a clear channel of communication. Difficult projects are our engineering staff's bread and butter, and an open dialogue about concepts, methods and materials is our ultimate goal. You will find us accessible, forthcoming and enthusiastic about your most demanding projects. **For more information, or to request samples, please visit www.accurateperforating.com or call us at 1.800.621.0273.**

railings





mounting holes

Rather than drilling or using the existing perforations to attach perforated panels to a frame or structure we can selectively place mounting holes, slots or other features in solid margin areas. The photo shows a recessed mounting hole being used so that the head of the wood screw used would mount flush against the perforated part.




corrugating

Corrugating is the process of forming or ribbing a flat sheet of material into a consistent, symmetrical profile to increase that material's strength to weight ratio up to 30% over the conventional material. The profiles available to your application depend upon your perforation pattern, material thickness, and material type. Minimum orders apply.



forming and radiusing


Simple 90 degree bends or more complex forms can be added to assist with framing or where sharp edge safety is a concern. Certain sizes of panels can also be radius rolled as shown when your design does not lend itself to flat panels.



powder coating


Powder coating is the technique of applying dry paint to a part. The final cured coating is the same as a 2-pack wet paint. In normal wet painting such as house paints, the solids are in suspension in a liquid carrier, which must evaporate before the solid paint coating is produced.

In powder coating, the powdered paint is electrostatically charged and sprayed onto the part. The part is then placed in an oven and the powder particles melt and coalesce to form a continuous film. A variety of powder types and colors are available. Custom colors can be matched.



anodizing

Anodizing is the deposition of a thin film of synthetic oxide on a light metal, such as aluminum, to prevent the further access of air to the surface, preserving the luster and preventing corrosion. The article is made to anode in a 3% solution of chromic acid at about 104 degrees F. The voltage is gradually increased to a maximum of 50 volts and the process may take an hour. Sulphuric and oxalic acid processes are also used, and the anodic film may be dyed various colors.



Kynar®

For more than 30 years, finishes based on Kynar 500® PVDF resin have helped protect commercial, industrial, and residential buildings around the world. Kynar 500® is a special grade of PVDF resin used by licensed industrial paint manufacturers as the base resin in long-life coatings for aluminum, galvanized steel, and aluminized steel in applications such as metal roofing and siding, window and door frames, curtain wall and other miscellaneous metal trim and components. Custom color matching is available in addition to a number of standard colors. (Part shown in silver.)

Checklist.

- Quantity.** State the number of perforated pieces or sq. ft. of coverage required.
- Thickness.** Specify in gage numbers or in decimal inches, i.e. 1/4" thick, 16GA, .040", etc.
- Metal.** State type of metal required, i.e. aluminum, stainless steel, copper, galvanized, etc.
- Width & Length.** Unless otherwise specified, the length will be the long dimension of sheet.
- Perforation Configuration.** Refer to the patterns page on our web site at www.accurateperforating.com for pattern codes or use the following checklist items to describe your needs.
- Perforation Size.** Specify the size of perforated hole in inches, i.e. .125", .375", .500", etc.
- Perforation Shape.** See the various types shown on the "Basic Patterns" page.
- Arrangement of Perforations.** Specify "staggered" or "straight line" or other patterns. Normally the straight row of a staggered pattern will run the long way of the sheet.
- Spacing of Perforations.** This can be specified as the distance between hole centers, the percent of open area or, in the case of small holes, as the number of holes per square inch.
- Solid Margins.** If margins on the perforated sheet are not important, specify "minimum or no margins."
- Finish.** Specify powder coating, anodizing, Kynar®, plating or degreasing.
- Other information.** For slotted perforations – specify whether the long dimension of the slot is parallel to the long or short dimension of the sheet or plate.
- A drawing** of your part or job is always preferred to speed quotations.

